



EMPOWER HENRICO

Preventing, Treating and
Combating Substance Use

**November 2025 Overdose Response Strategy (ORS)
Trends, Analysis & Threats Webinar Summary**

**Empower Task Force Meeting
November 20, 2025**

ABOUT THE OVERDOSE RESPONSE STRATEGY*

The ORS is a nationally coordinated, cross-sector collaboration between public health and public safety. The mission of the ORS is to help communities reduce fatal and non-fatal drug overdoses by connecting public health and public safety agencies, sharing information and supporting evidence-based interventions.

ORS Program Goals:

1. Share data systems to inform rapid and effective community overdose prevention efforts
2. Support immediate, evidence-based response efforts that can directly reduce overdose deaths
3. Design and use promising strategies at the intersection of public health and public safety
4. Support the implementation of evidence-informed prevention strategies that can reduce substance use and overdose

**ORS acknowledges that all data is shared voluntarily by data owners in advance of public release and can be preliminary and incomplete. ORS does not own or manage any of the data presented.*

Presenters in November webinar included:

➤ **Agnes Winokur, DEA Laboratory Director**

Special Testing and Research Laboratory

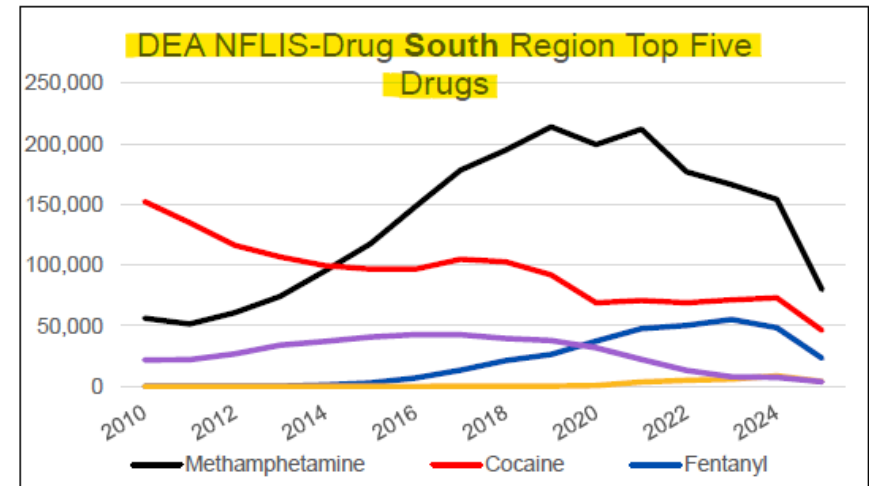
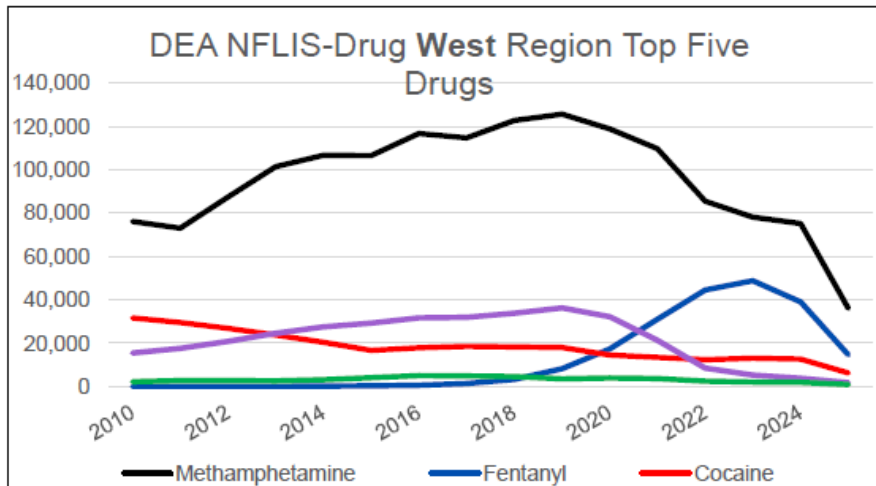
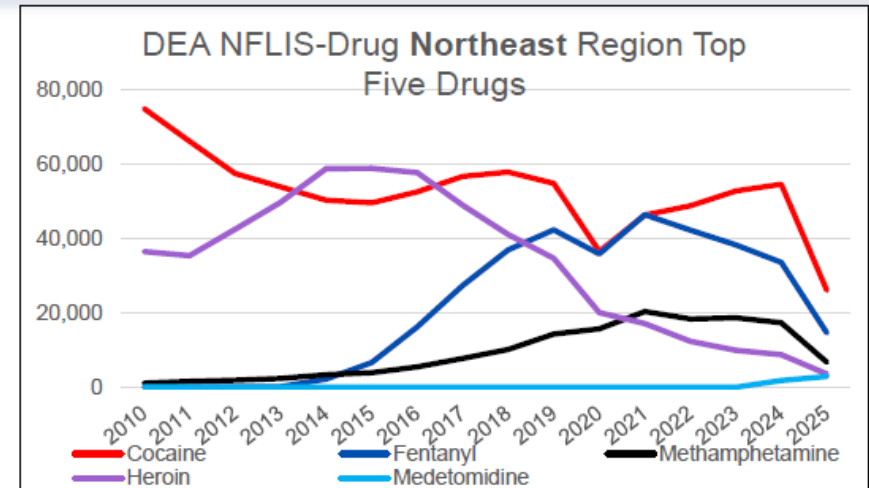
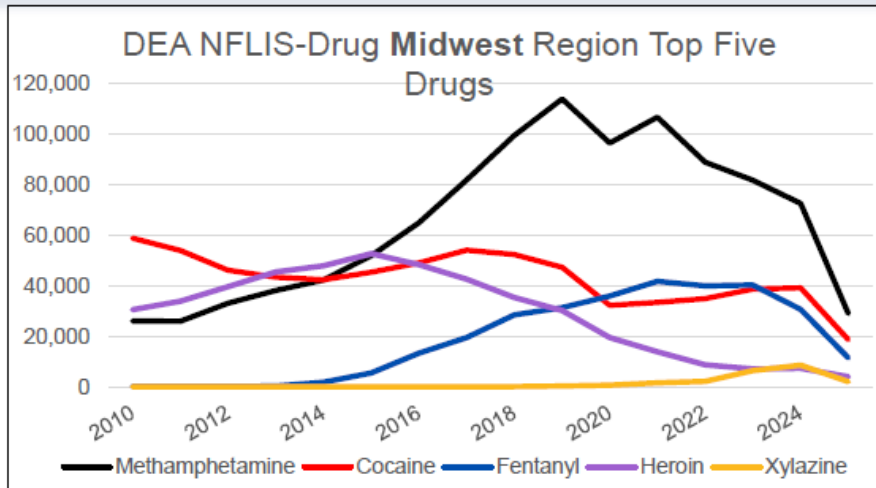
➤ **Kenn E. Dunklee, Intelligence Staff Coordinator-DEA Headquarters**

National Forensic Laboratories Information System (NFLIS)

Primary Purpose of NFLIS is to provide accurate, chemically verified data in support of drug scheduling.

Items of Interest

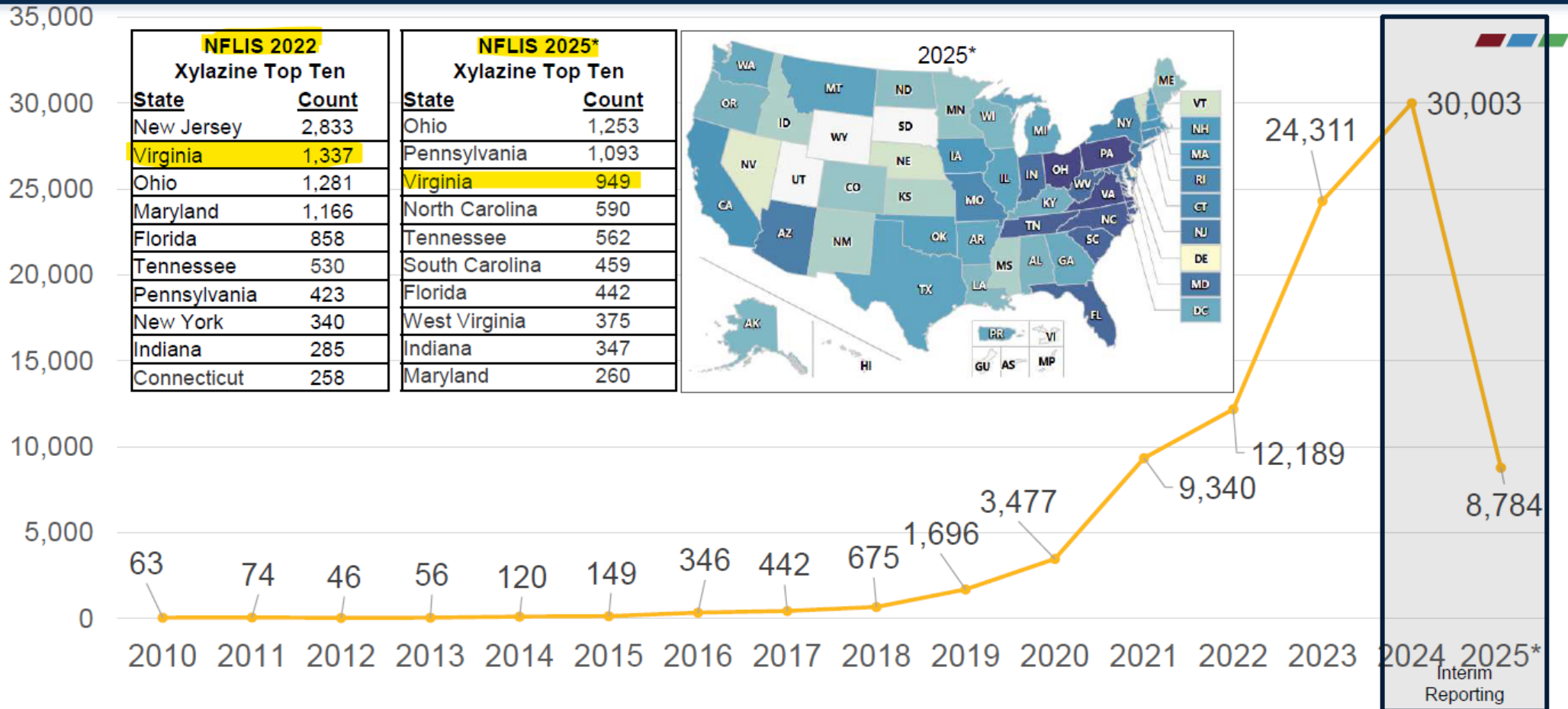
United States: NFLIS-Drug 2025* Top Five Drugs Trends with NFLIS-Drug Regions



*2025 data is interim reporting. Source: DEA NFLIS-Drug, October 27, 2025.

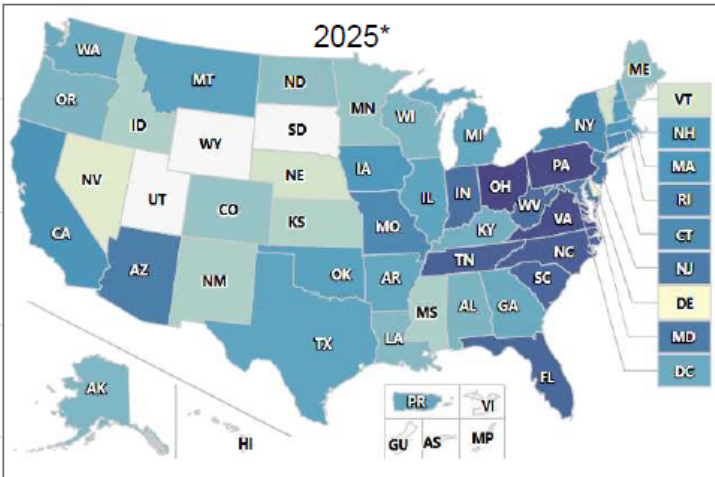
Items of Interest, cont.

(U) United States: NFLIS-Drug Reported Xylazine Submissions*



NFLIS 2022 Xylazine Top Ten	
State	Count
New Jersey	2,833
Virginia	1,337
Ohio	1,281
Maryland	1,166
Florida	858
Tennessee	530
Pennsylvania	423
New York	340
Indiana	285
Connecticut	258

NFLIS 2025* Xylazine Top Ten	
State	Count
Ohio	1,253
Pennsylvania	1,093
Virginia	949
North Carolina	590
Tennessee	562
South Carolina	459
Florida	442
West Virginia	375
Indiana	347
Maryland	260

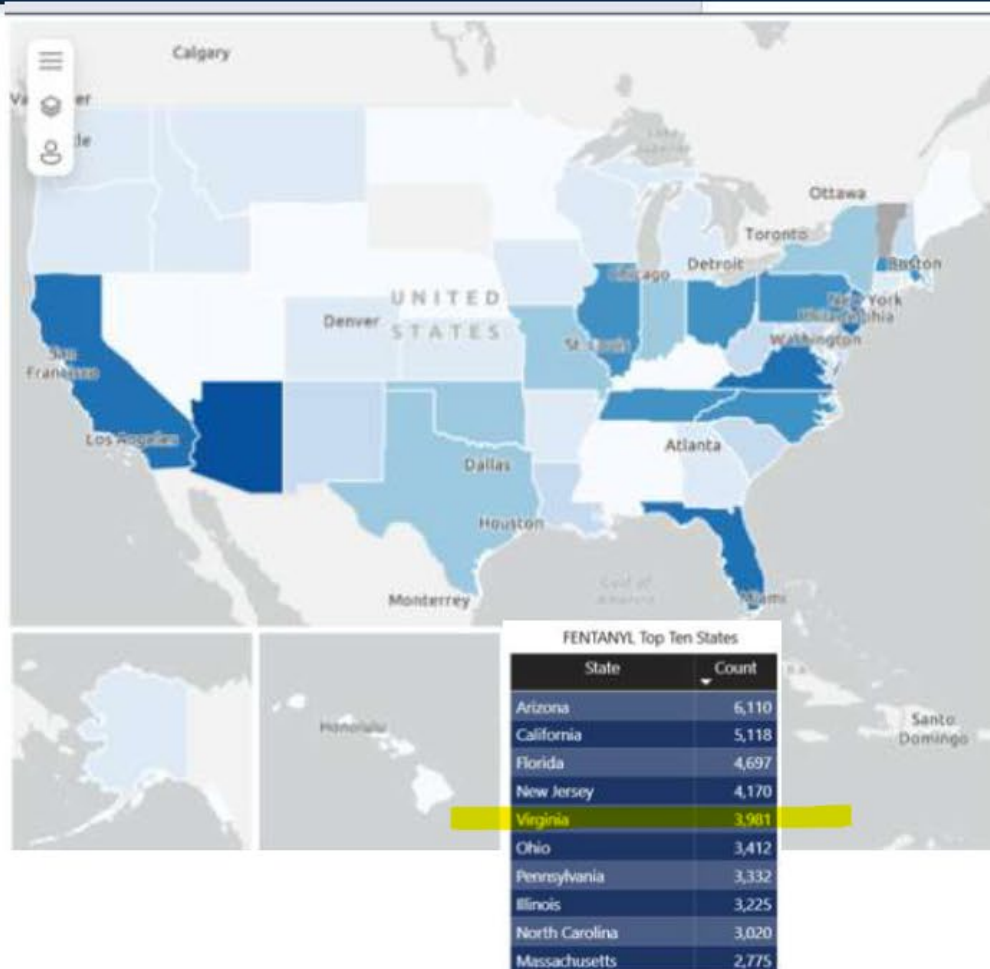


*NFLIS-Drug data for 2025 is interim reporting as labs process outstanding exhibits and report their findings to NFLIS.

Source: DEA National Forensic Laboratory Information System (NFLIS-Drug), as of November 3, 2025.

Items of Interest, cont.

Top States Reporting Fentanyl 2025



Count	Percent of Selected Substance	Co-Reported Substance	Drug Category
5,690	9.04%	HEROIN	Heroin
5,125	8.14%	XYLAZINE	Depressants and Tranquilizers
3,313	5.26%	MEDETOMIDINE	Analgesics
3,098	4.92%	LIDOCAINE	Other substances
2,851	4.53%	ACETAMINOPHEN	Analgesics
2,290	4.04%	BUPROPRION (BIS(2,2,6,6-TETRAMETHYL-4-PIPERIDINYL) SEBACATE)	Other
1,965	3.12%	4-ANILINO-1-PHENETHYLPYPERIDINE	Fentanyl and Fentanyl-related
1,631	2.59%	COCAINE	Cocaine Alkaloids
1,378	2.19%	METHAMPHETAMINE	Phenethylamines (Amphetamines) (S)
1,228	1.95%	CAFFEINE	Stimulants
1,016	1.61%	P-FLUOROFENTANYL	Fentanyl and Fentanyl-related
684	1.09%	DIPHENHYDRAMINE	Other substances
597	0.95%	TRAMADOL	Narcotic Analgesics
453	0.72%	PROCAINE	Other substances
444	0.71%	FLUOROFENTANYL	Fentanyl and Fentanyl-related
442	0.70%	QUININE	Other substances

Top substances mixed with Fentanyl

Items of Interest, cont.

Top drugs in 2024-25 – South Region



All Reported Substances 2024

Count	Substance Name
154,091	METHAMPHETAMINE
73,645	CANNABIS
72,772	COCAINE
48,246	FENTANYL
8,739	XYLAZINE
8,566	NO CONTROLLED DRUG IDENTIFIED
7,979	NO DRUG FOUND
7,516	HEROIN
6,299	OXYCODONE
6,269	DIPENTYLONE (N,N-DIMETHYLPENTYLONE; 1-(1,3-
490,767	

All Reported Substances 2025*

Count	Substance Name
79,857	METHAMPHETAMINE
46,091	COCAINE
35,758	CANNABIS
23,195	FENTANYL
4,901	NO CONTROLLED DRUG IDENTIFIED
4,873	NO DRUG FOUND
4,034	XYLAZINE
3,844	HEROIN
3,694	4-ANILINO-1-PHENETHYLPIPERIDINE
3,365	ALPRAZOLAM
259,203	

* Indicates evidence analysis is ongoing

Items of Interest, cont.

Top substances reported with Fentanyl in 2024

Count	Percent of Selected Substance	Co-Reported Substance	Drug Category
5,281	10.95%	XYLAZINE	Depressants and Tranquilizers
2,925	6.06%	HEROIN	Heroin
2,262	4.69%	4-ANILINO-1-PHENETHYLPIPERIDINE	Fentanyl and Fentanyl-related
1,857	3.85%	ACETAMINOPHEN	Analgesics
1,444	2.99%	P-FLUOROFENTANYL	Fentanyl and Fentanyl-related
1,293	2.68%	METHAMPHETAMINE	Phenethylamines (Amphetamines) (S)
1,154	2.39%	COCAINE	Cocaine Alkaloids
815	1.69%	FLUOROFENTANYL	Fentanyl and Fentanyl-related
713	1.48%	CAFFEINE	Stimulants
653	1.35%	LIDOCAINE	Other substances
447	0.93%	TRAMADOL	Narcotic Analgesics
436	0.90%	BTMPS (BIS(2,2,6,6-TETRAMETHYL-4-PIPERIDINYL) SEBACATE)	Other
421	0.87%	DIMETHYLSULFONE	Other substances
414	0.86%	DIPHENHYDRAMINE	Other substances
386	0.80%	QUININE	Other substances

Top substances reported with Fentanyl in 2025

Count	Percent of Selected Substance	Co-Reported Substance	Drug Category
2,603	11.22%	XYLAZINE	Depressants and Tranquilizers
1,552	6.69%	HEROIN	Heroin
1,434	6.18%	4-ANILINO-1-PHENETHYLPIPERIDINE	Fentanyl and Fentanyl-related
1,116	4.81%	LIDOCAINE	Other substances
880	3.79%	BTMPS (BIS(2,2,6,6-TETRAMETHYL-4-PIPERIDINYL) SEBACATE)	Other
845	3.64%	ACETAMINOPHEN	Analgesics
767	3.31%	COCAINE	Cocaine Alkaloids
572	2.47%	METHAMPHETAMINE	Phenethylamines (Amphetamines) (S)
532	2.29%	MEDETOMIDINE	Analgesics
481	2.07%	CAFFEINE	Stimulants
320	1.38%	P-FLUOROFENTANYL	Fentanyl and Fentanyl-related
263	1.13%	TRAMADOL	Narcotic Analgesics
219	0.94%	QUININE	Other substances
208	0.90%	DIPHENHYDRAMINE	Other substances
193	0.83%	DIMETHYLSULFONE	Other substances
157	0.68%	KETAMINE	Depressants and Tranquilizers

*data for 2025 is interim reporting



**Link to register for future
ORS TAT Webinars:**
[ORS TAT Webinar Series Registration Link](#)

APPENDIX



Nov 2025 ORS
TAT Slides



Nov 2025 ORS
TAT OnePager